

verrière de vapeur

for Melodica Quartet
Big Score and Movie

Graham Flett
2007

verrière de vapeur

(dedicated to Taylan Susam)

This piece was composed for 'The Melodica Quartet'. Its composition began early in 2007 and was finished later that same year. My personal experience playing in this ensemble gave me significant insight into the limitations and possibilities of writing for these instruments. Ideally, for future performances, the melodicas should all be the same or a similar model. Performers should familiarize themselves with the type of model seen below (or a very similar instrument). Also in addition to some theatrical devices there are quite a few unusual techniques employed in this piece, so please see the next page for a detailed description of all the various playing techniques used in this composition. The range of the melodicas used in this piece is from F3 to F6 (F3, being a 5th below middle C).


It should also be noted, that I wanted this composition to be performed by musicians with an intermediate (or higher) level of keyboard proficiency. However, please note that the first melodica in this quartet is the exception to this, and this part is more demanding in comparison to the others. This person will also have to conduct the ensemble as well.



Glossary of techniques for verrière de vapeur


* Tremolo button:

The tremolo button is located on the right hand side of the instrument and when it is repeatedly and rapidly depressed a simple tremolo is produced. This effect is written as so:




* Hose Scratch:

This technique is self explanatory and it is written as follows:




* Key Glissando:

There are extremes of dynamics in this piece and one way in which this is realized is through the use of quiet key glissandos on either the black or white keys of the instrument. This effect could be made louder if need be by using a guitar pick or a similar object to make the sound louder.



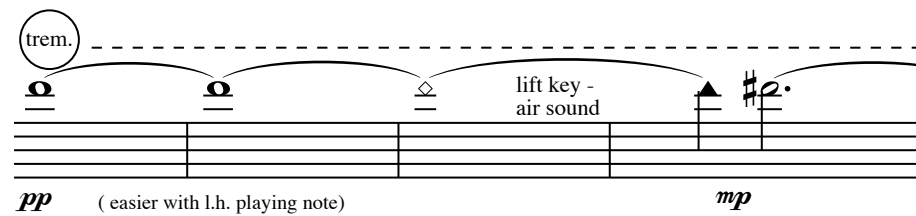
* The Over-Blown Harmonic:

As an ensemble we discovered that by gently depressing the highest note (it also works with some of the other high notes) on the instrument and then over-blowing — the sounding result is that a very high and quiet harmonic of this note is produced. This affect is written in the score as follows:



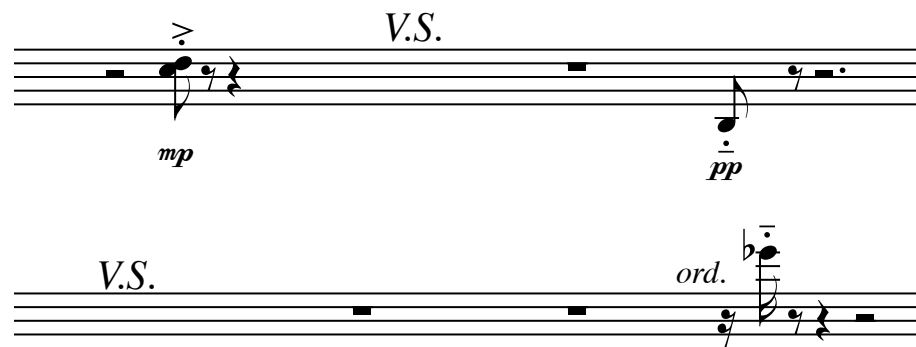
* The Tremolo Button used as an Air Button:

A variation with the tremolo button is that it can be used to allow air and not pitched sound to be heard coming through the instrument. This effect is written in the score in the following manner:



* V.S. (dramatic page turns)

Employment of the term V.S. is used in this piece only when a dramatic page turn is required. This action will stall the motion of the piece, however these dramatic page turns will be done by each performer as they occur in the score. Extra pages will have to be photocopied in order to prepare this effect. Please note this effect is required once with page five and 10 times with page six...if the score is not prepared in such a way it should be done so for the performance.



* General: Please note that the three following techniques, hose scratch, key glissando, and the overblown harmonic are all generally quiet in nature. Despite any dynamic marking in this version of the score that contradicts this, for the most part these techniques should not be played too quietly and should be articulated loudly enough so they can be heard by the audience.

The Big Score

Future performers could interpret this in a variety of ways, but let's just say that the score should be theatrically large while still being practical for all performers to play from. For the first performance there were two page turners. One turning the oversized pages while the other page turner was behind the big score and was turning pages in tandem with the other page turner, however, his score was amplified allowing the sound of each page turn to be audible. Creating a score similar or better to this would be ideal for future performances.



The Movie

The pilfered movie was an assemblage of exquisite scenes from Sergio Leone's movie, "Once Upon a Time in the West". All the scenes were shown in varying degrees of slow-motion and members of "The Melodica Quartet" edited these scenes into an engaging, albeit somewhat illegal, narrative that corresponded with the music in an irreverent, comical, absurd, haunting and beautiful manner. The piece was first performed on the 11th of February in Den Haag (NL) at the Korzo theatre to a very receptive audience.

Performance of this piece with this movie, will require some involvement on my behalf. So, please email me, Graham Flett, at flettmypeoplego@gmail.com. We used a few tricks to make everything work to the film. It would be easier to describe these to people who are actually serious about performing the piece.

Although, the composer (me) is also open to performances of this piece without all the theatrics I have so far outlined, there should just be some mention of the varying ways in which the piece can be performed.



Furthermore:

It is best if this piece is introduced by a young woman speaking sweetly in proper Parisian French (alla Radio France). Please consult the youtube version if you want to have an example of how it was originally done.

Youtube Reference -

http://www.youtube.com/watch?v=ayc_3y9Tf0I

or search for Graham Flett or "verrière de vapeur".

Graham Flett

A *andantino* (♩ = 86 to 91)

verrière de vapeur

Graham Flett

Scene 1 - Bronson head

Musical score for Melodica I, II, III, and IV, measures 1-15. The score is in 4/4 time and features dynamic markings such as *pp*, *mp*, *p*, *f*, *mf*, and *ppp*. Melodica I starts with *pp* and *mp*, reaching *f* in measure 5. Melodica II starts with *p* and *mp*, reaching *pp* in measure 5. Melodica III starts with *p* and *pp*, reaching *mf* in measure 5. Melodica IV starts with *mf* and *p*, reaching *mf* in measure 5. The score includes various musical notations such as slurs, ties, and accents.

Musical score for Melodica I, II, III, and IV, measures 16-30. The score is in 4/4 time and features dynamic markings such as *f*, *pp*, *mf*, *p*, *ppp*, and *mf*. Melodica I starts with *f* and *pp*, reaching *mf* in measure 17. Melodica II starts with *pp* and *mp*, reaching *f* in measure 17. Melodica III starts with *mf* and *pp*, reaching *mf* in measure 17. Melodica IV starts with *mf* and *pp*, reaching *mf* in measure 17. The score includes various musical notations such as slurs, ties, and accents.

verrière de vapeur

31

pp mf p f mp pp mf p pp

mf mp mf pp p pp

mf pp mp pp mf p f p

trem.

p mf mp mf p mf

Scene 2 - the blurry scene

46

p mp mf p f mp p pp

mp f p pp

f p pp

mp pp

verrière de vapeur

57

57

f *pp* *mf* *pp*

pp *mp* *pp*

pp *mp* *pp* *p* *mf*

pp *mp* *pp* *p*

Detailed description: This system contains measures 57 through 67. The first staff has a melodic line with slurs and accents, with dynamics *f*, *pp*, *mf*, and *pp*. The second staff has rests followed by chords with dynamics *pp*, *mp*, and *pp*. The third staff has rests followed by chords with dynamics *pp*, *mp*, *pp*, *p*, and *mf*. The fourth staff has rests followed by chords with dynamics *pp*, *mp*, *pp*, and *p*.

68

68

p *mf* *pp* *p*

pp

p *mf* *p* *mf* *pp*

mp *mf* *pp* *p* *ppp*

trem.

Detailed description: This system contains measures 68 through 77. The first staff has a melodic line with slurs and accents, with dynamics *p*, *mf*, *pp*, and *p*. The second staff has chords with slurs and accents, with dynamics *pp*. The third staff has chords with slurs and accents, with dynamics *p*, *mf*, *p*, *mf*, and *pp*. The fourth staff has a melodic line with slurs and accents, with dynamics *mp*, *mf*, *pp*, *p*, and *ppp*. A circled 'trem.' marking is present above the first staff in measure 70.

B a little slower (♩ = 71 - 75)

verrière de vapeur

Scene 3 - I can't recall

Musical score for measures 79-88. The score consists of four staves. The first staff begins at measure 79 with a *mp* dynamic and a triplet of eighth notes. It features several slurs and a *f* dynamic marking. The second staff has dynamics *pp*, *p*, *mf*, *p*, *mp*, *mp*, and *p*. The third staff has dynamics *mf*, *p*, and *mp*, ending with a *sfz* marking. The fourth staff has dynamics *sfz* and *mf*, and includes a tremolo marking and a dynamic range from *pp* to *f*.

Musical score for measures 89-98. The score consists of four staves. The first staff begins at measure 89 with a tremolo marking and a tempo change to "(♩ = 80) faster". It includes dynamics *mp*, *sfz*, and *mp*. The second staff has dynamics *mf*, *p*, *mp*, and *mp*. The third staff has dynamics *mf*, *p*, *pp*, and *f*. The fourth staff has dynamics *mf*, *pp*, *mf*, *pp*, *f*, *sfz*, *f*, and *pp*. Tremolo markings are present in the first, second, and fourth staves.

verrière de vapeur

C Scene 4 - the gun forshadowed

101

Musical score for measures 101-116. It consists of four staves. The first staff starts with a treble clef and a dynamic of *mf*. The second staff starts with a treble clef and a dynamic of *f*. The third staff starts with a treble clef and a dynamic of *mf*. The fourth staff starts with a treble clef and a dynamic of *mf*. Dynamics include *mf*, *p*, *pp*, *mp*, and *ppp*. There are various musical notations such as slurs, ties, and accents. A circled annotation "hose scratch" is present in the third staff. The piece ends with a *V.S.* marking.

117

Musical score for measures 117-124. It consists of four staves. The first staff starts with a treble clef and a dynamic of *pp*. The second staff starts with a treble clef and a dynamic of *p*. The third staff starts with a treble clef and a dynamic of *pp*. The fourth staff starts with a treble clef and a dynamic of *p*. Dynamics include *pp*, *mf*, *f*, *ord.*, and *trem.*. There are various musical notations such as slurs, ties, and accents. A circled annotation "hose scratch" is present in the second staff. The piece ends with a *V.S.* marking.

verrière de vapeur

sparse and agitated,
with a very flexible and interrupted tempo,
130 yet still, not too fast

musical score for the first system (measures 1-144), consisting of four staves. The notation includes various dynamics such as *pp*, *mp*, *ppp*, and *mf*. Performance instructions include "hose scratch" (circled), "ord.", "V.S.", and "white note key gliss." (with a triangle diagram). The key signature is B-flat major.

musical score for the second system (measures 145-180), consisting of four staves. The notation includes dynamics like *p*, *pp*, *ppp*, and *mf*. Performance instructions include "depress trem. button make air sound" (with a dashed line), "black note key gliss.", "white note key gliss.", and "hose scratch" (circled). The key signature changes to B major.

D broadly ($\text{♩} = 55$)

verrière de vapeur

Scene 6 - eyes...falling

163

trem. lift key - air sound

pp (easier with l.h. playing note) *mp* *f* *pp* *mp*

ord. *ff* *pp* *f* *pp* *mp* *p*

pp *mp* *f* *pp* *p* *mp*

trem. lift key - air sound

f *mp* *f* *pp* *p*

175

trem. *pp* *f* *mp* *p*

trem. *mp* *pp* *mp*

mp *pp* *p*

mp *f* *mp* *p*

verrière de vapeur

187

p

pp

ppp

pp

pp

f

pp

pp

pp

mp

black note
key gliss.

white note
key gliss.

white note
key gliss.

trem.

white note
key gliss.

198

mp

pp

pp

mf

pp

pp

ppp

p

p

ppp

verrière de vapeur

Scene 7 - the shootout, the gun and the slow death

E Moderato (♩ = 90 - 100)

211

(two hands)

mf

p *mf* *f* *ff*

mf *f* *pp* *f*

mp *sfz* *mf*

trem.

trem.

trem.

219

mp *mp* *p* *p* *f*

mp *p* *p* *f*

mp *p* *p* *f*

mp *p* *p* *f*

accel.

accel.

accel.

accel.

verrière de vapeur

227

Musical score for measures 227-234. The score consists of four staves. The first staff is a treble clef with a melodic line, marked with dynamics *p*, *piu mosso*, *f*, *pp*, *mf*, and *p*. The second staff is a treble clef with a rhythmic accompaniment, marked with *f*, *ord.*, *p*, *piu mosso*, *f*, and *pp*. The third staff is a treble clef with a rhythmic accompaniment, marked with *pp*, *f*, *piu mosso*, *ord.*, *p*, and *f*. The fourth staff is a treble clef with a melodic line, marked with *f*, *ord.*, *piu mosso*, *mf*, *p*, and *mf*. There are three instances of "hose scratch" written in ovals above the second, third, and fourth staves. The music features various dynamics and articulations, including accents and slurs.

235

Musical score for measures 235-242. The score consists of four staves. The first staff is a treble clef with a melodic line, marked with dynamics *f*, *p*, *f*, and *pp*. The second staff is a treble clef with a melodic line, marked with *mf* and *p*. The third staff is a treble clef with a rhythmic accompaniment, marked with *pp*, *p*, and *p*. The fourth staff is a treble clef with a melodic line, marked with *p*, *mf*, *p*, and *p*. The music features various dynamics and articulations, including accents and slurs. A note in the third staff is marked with the instruction "or articulate as fast as possible".

verrière de vapeur

242

Musical score for measures 242-249. The score consists of four staves. The first staff features a melodic line with dynamics *mf*, *mf*, *p*, *mp*, *pp*, *mp*, *mf*, *f*, and *p*. It includes a triplet of eighth notes and a fermata. The second staff has dynamics *mf*, *p*, *mf*, *p*, *f*, and *mf*. The third staff has dynamics *f*, *p*, *f*, and *pp*. The fourth staff has dynamics *f*, *pp*, *mp*, and *p*. The key signature has one sharp (F#).

250

Musical score for measures 250-257. The score consists of four staves. The first staff has dynamics *f*, *mf*, and *f*. It includes a triplet of eighth notes and a fermata. The second staff has dynamics *p* and *f*. The third staff has a dynamic of *mf* and includes a *diva* marking. The fourth staff has dynamics *p*, *mp*, *pp*, and *f*. The key signature has one sharp (F#).

verrière de vapeur

258

mp *mf*

p *f*

p *f* *subito p*

265

f

(sim)

f

f (two hands)

verrière de vapeur

271

ff *accel.*

ff *accel.*

ff *accel.*

ff *accel.*

(play into chord on next page)

277

(or breathe when absolutely necessary)

(or breathe when absolutely necessary)

(or breathe when absolutely necessary)

continue repeating, nonsensically, until the first player gives a clear cue to indicate to the others that the repetition will only last for two more bars!

continue repeating, nonsensically, until the first player gives a clear cue to indicate to the others that the repetition will only last for two more bars!

continue repeating, nonsensically, until the first player gives a clear cue to indicate to the others that the repetition will only last for two more bars!

continue repeating, nonsensically, until the first player gives a clear cue to indicate to the others that the repetition will only last for two more bars!

adagio, (♩ = 66 - 74)

282

292

Scene 9 - silent fall,
no music.